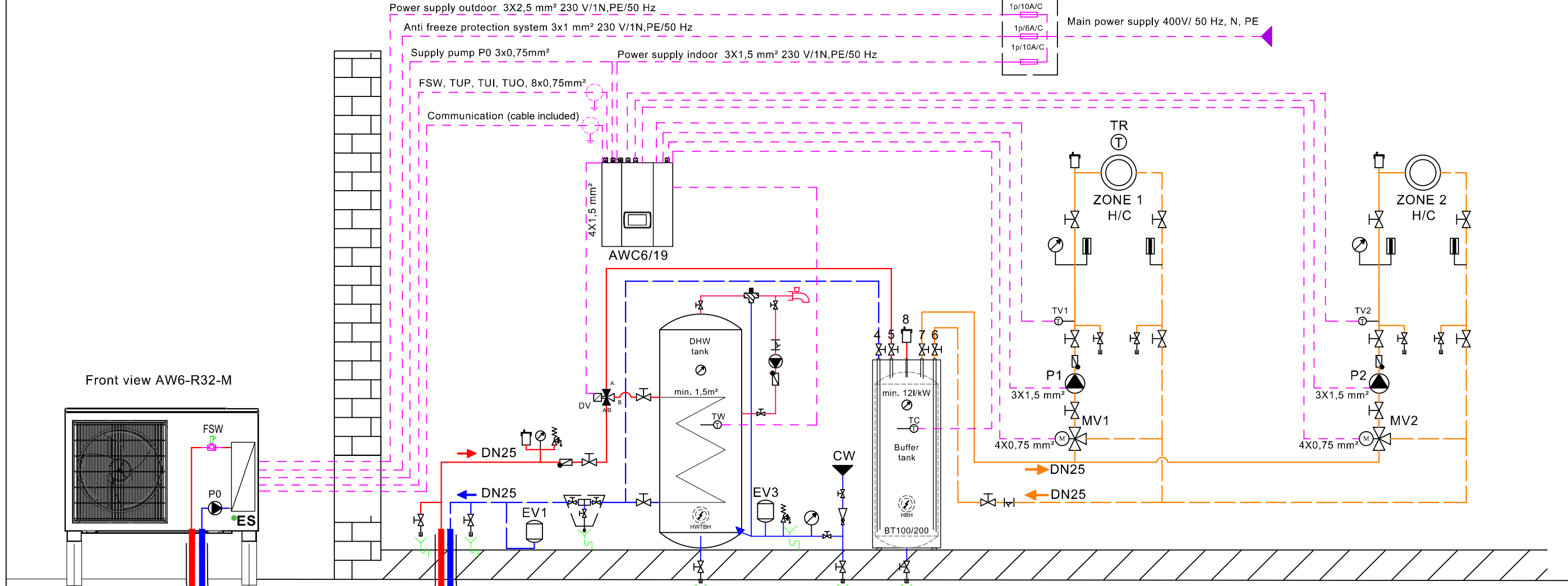
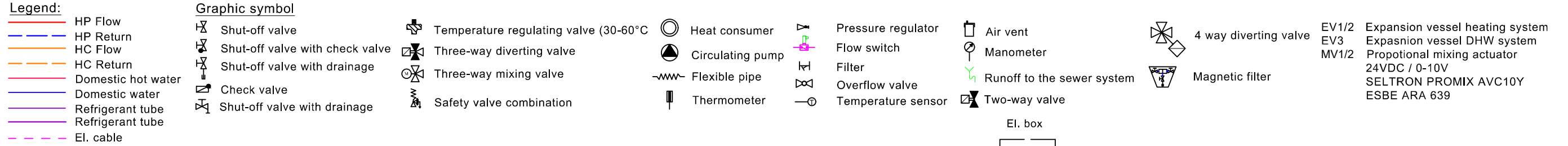


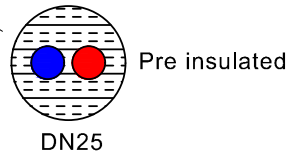
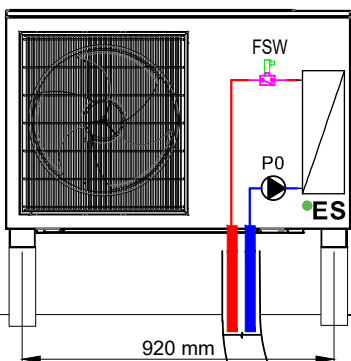
Risba je last Energy Save AB. Vsaka zloraba te risbe, razmnoževanje, prodaja tretji osebi ali uporaba v drugačne namene kot je bilo dogovorjeno, je prepovedana!

Diese Zeichnung ist Energy Save AB. Eigentum! Jegliche nichtabgemessene so wie Verkauf an andere Personen, jegliche Änderung der Zeichnung oder Benutzung der Zeichnung für andere mit Gorenje nicht abgemessenen Projekte ist streng verboten!

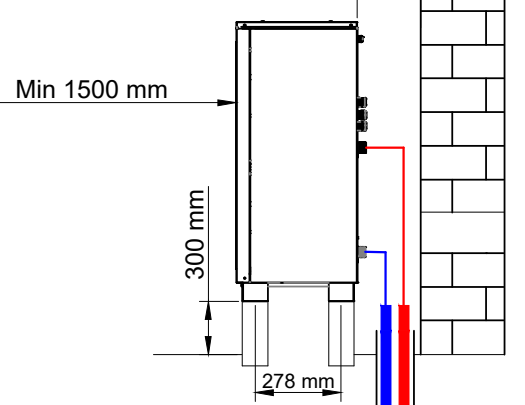
This drawing is the property of Energy Save AB, and must not, without our consent be copied, handed to other persons or otherwise misused!



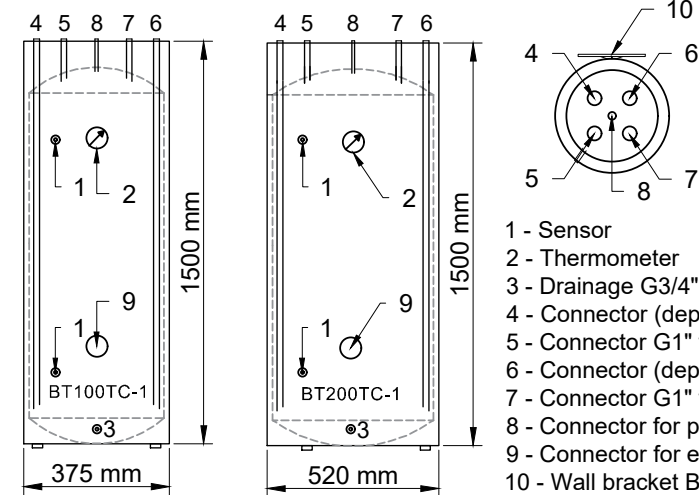
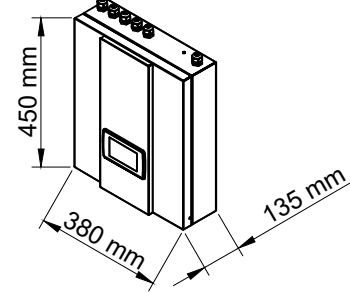
Front view AW6-R32-M



Side view AW6-R32-M



AWC6/19



- 1 - Sensor
- 2 - Thermometer
- 3 - Drainage G3/4" female
- 4 - Connector (depth 1310 mm) G1" female
- 5 - Connector G1" female
- 6 - Connector (depth 1310 mm) G1" female
- 7 - Connector G1" female
- 8 - Connector for purging G3/4" female
- 9 - Connector for el. heater G2" female
- 10 - Wall bracket BT100TC-1

Classification of the Drawing/Klassifizierung/Klasifikacija risbe:		Date, Datum : 21.2.2020
EIS	Title/Title: AWC6-R32-M, DHW tank, buffer BT100TC-1/200TC-1, 2 x mixing heating / cooling circuit	Drawing ID/Zeichnungs ID/ Oznaka risbe: Ver1
	Naziv:	Revision/Prüfung/Revizija: MK