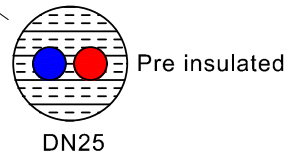
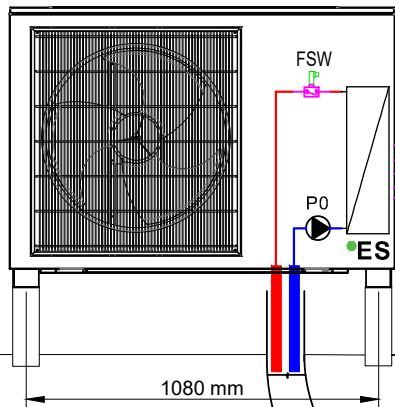
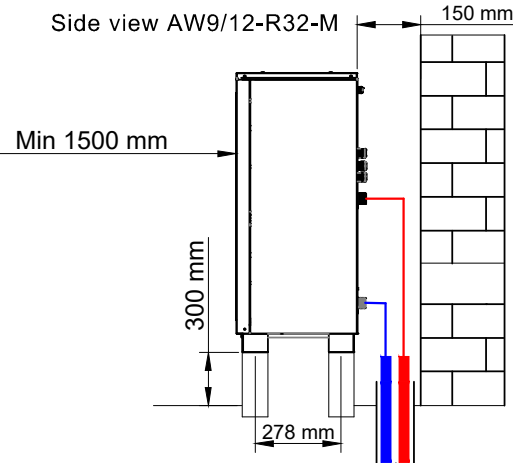


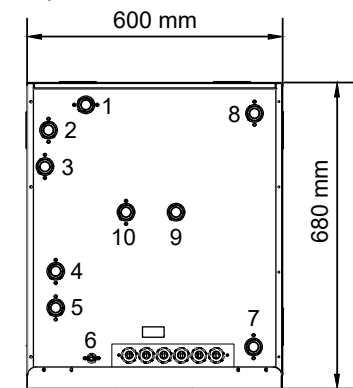
Front view AW9/12-R32-M



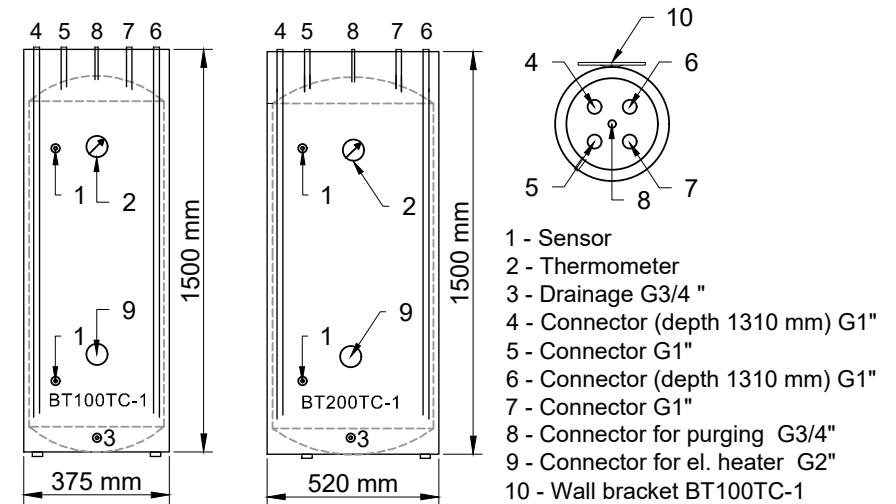
Side view AW9/12-R32-M



Top view indoor AWT6/12-R32-M



- 1 - Middle temperature sanitary hot water outlet G1"
- 2 - Filling water to coil CW G1"
- 3 - Filling water to water tank G3/4"
- 4 - Water outlet - back to outdoor unit G1"
- 5 - Water inlet - from outdoor unit G1"
- 6 - Automatic Air purging valve G1"
- 7 - Water to heating / cooling system G1"
- 8 - Water from heating / cooling system G1"
- 9 - Safety valve connection G1"
- 10 - High temperature sanitary water outlet G1"



- 1 - Sensor
- 2 - Thermometer
- 3 - Drainage G3/4"
- 4 - Connector (depth 1310 mm) G1"
- 5 - Connector G1"
- 6 - Connector (depth 1310 mm) G1"
- 7 - Connector G1"
- 8 - Connector for purging G3/4"
- 9 - Connector for el. heater G2"
- 10 - Wall bracket BT100TC-1

Classification of the Drawing/Klassifizierung/Klasifikacija risbe:	Date, Datum : 21.2.2020
<b>EIS</b>	Drawing ID/Zeichnungs ID/ Oznaka risbe: <b>Ver1</b>
Title/Title: AWT9/12-R32-M, BT100TC-1/BT200TC-1, 2 x mixing heating circuit, 2 x mixing heating/cooling circuit	Revision/Prüfung/Revizija: MK
Naziv:	