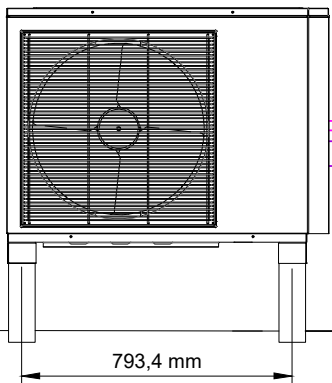
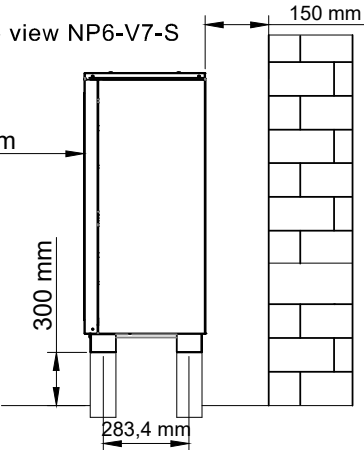


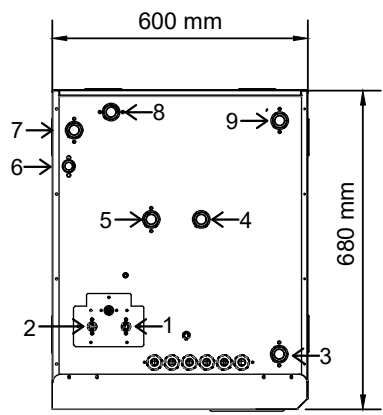
Front view NP6-V7-S



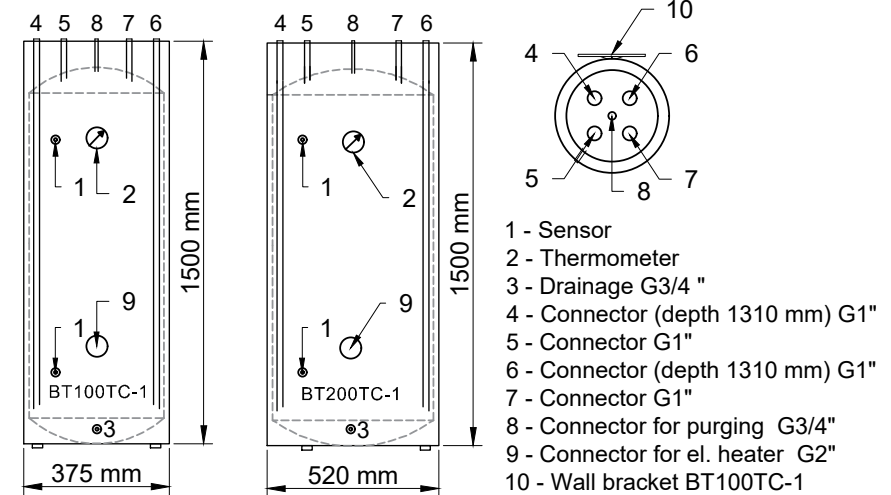
Side view NP6-V7-S



Top view NPT6-V7-S



- 1 - Refrigerant connection 1/2"-5/8"
- 2 - Refrigerant connection 1/4"-3/8"
- 3 - Water to heating / cooling system G1" male
- 4 - Safety valve kit connection
- 5 - High temp. hot water outlet G1" male
- 6 - Filling water to water tank G3/4 " male
- 7 - Filling water to coil G1" male
- 8 - Middle temp. hot water outlet G1" male
- 9 - Water from heating / cooling system G1" male



- 1 - Sensor
- 2 - Thermometer
- 3 - Drainage G3/4 "
- 4 - Connector (depth 1310 mm) G1"
- 5 - Connector G1"
- 6 - Connector (depth 1310 mm) G1"
- 7 - Connector G1"
- 8 - Connector for purging G3/4"
- 9 - Connector for el. heater G2"
- 10 - Wall bracket BT100TC-1

Classification of the Drawing/Klassifizierung/Klasifikacija risbe:	Date, Datum : 21.2.2020
EIS Title/Title: NPT6-V7-S, buffer BT100TC-1/200TC-1, 2 x mixing heating circuit, 2 x mixing heating / cooling circuit	Drawing ID/Zeichnungs ID/ Oznaka risbe: Ver1
Naziv:	Revision/Prüfung/Revizija: MK